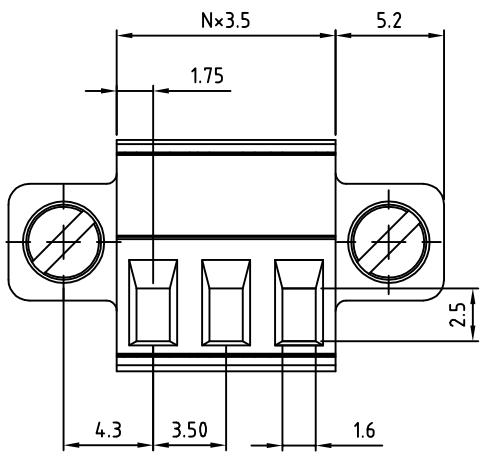
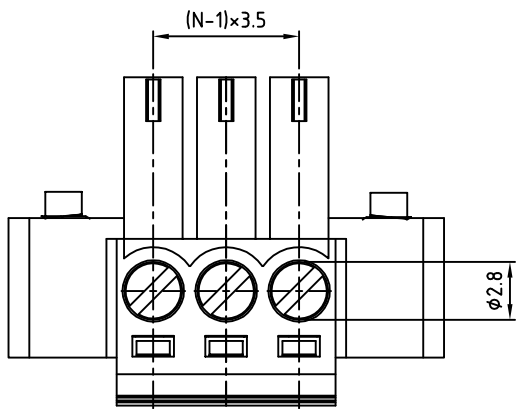
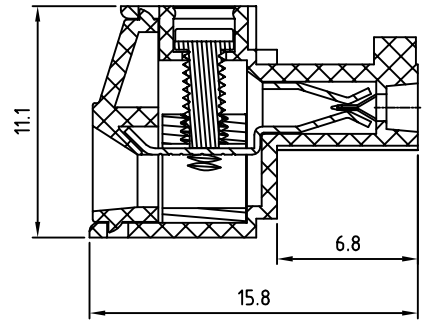


SIGN	DATE	DESCRIPTION	APPROVER

THIS IS CAD DRAWING, DO NOT REVISE MANUALLY!!!



N=Number of poles



Material

- Terminal body (metal housing): Brass(CuZn)
- Terminal screw: Steel Zinc plating "-" slot type
- With flange screw : steel M2.5
- Wire guard: PhBz ,Tin plated
- Insulator (housing): Thermoplastic (UL94V-0)

Electrical cULus/ CSA/ VDE

- Voltage rating: 300VAC/125VAC/300VAC
- Current rating: 10A/8A/10.5A
- Wire range: 1.5mm²
Solid wire(AWG): 16-26/16-26
Stranded wire(AWG): 16-26/16-26
- Torque: 3Lb-In/3.5kgf.cm/0.2N.m
- Screw: M2
- Wire strip length: 6-7mm
- Withstanding Voltage: 1.6KV/1.6KV/2.5KV
- Operating temperature: -30° C to +105° C
- Safety Approval:

RoHS Compliant

PART NUMBER:

OSTTJXX11520

No. of Poles	COLOR
02: 2 Poles	0: Black
03: 3 Poles	5: Green (Standard)
... ..	6: Blue
24: 24 Poles	8: Grey



THESE DRAWINGS AND SPECIFICATIONS ARE THE PROPERTY OF ON-SHORE TECHNOLOGY, INC. AND SHALL NOT BE REPRODUCED, COPIED OR USED IN ANY MANNER WITHOUT THE PRIOR WRITTEN CONSENT OF ON-SHORE TECHNOLOGY, INC.

TITLE		OSTTJ-3.5mm Series with flange 2p-24p				
PART NO.	OSTTJXX11520	DWG NO.	OSTTJXX11520.DWG			
APPROVED	CHECKED	DESIGNED	DRAWN	CUST NO.	Tolerance	
Shi Jun 2006.10.23	Marvin 2006.10.23	Marvin 2006.10.23	Marvin 2006.10.23		UNIT: mm	X. ±0.50
				SHEET: 01/01	SCALE: NONE	X.X ±0.30
					REV: A	X.XX ±0.10
						X° ±1°